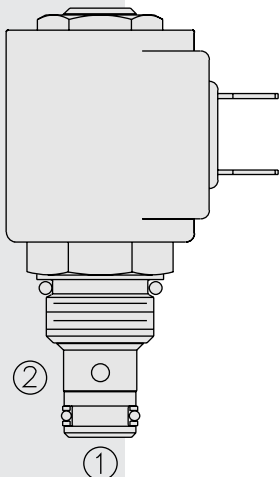


## SV08-26 Blocking/Low Flow, 2-Way, Normally Closed



### DESCRIPTION

A solenoid-operated, two-way, normally closed, direct-acting, needle-type, screw-in hydraulic cartridge valve, designed to function as a blocking or load-holding device for low flow circuits.

### OPERATION

When de-energized, the **SV08-26** blocks flow in both directions, to pressure rating. If pressure on ① exceeds the rating, flow may pass from ① to ②.

When energized, the needle point lifts to open the valve bidirectionally. Port ② is the recommended load-holding port.

**Operation of Manual Override Option:** To override, push button in, twist counter-clockwise 180° and release. In this position, the valve will remain open.

To return to normal operation, push button in, twist clockwise 180° and release. Override will be detented in this position.

### FEATURES

- Continuous-duty rated solenoid.
- Hardened seat for long life and low leakage.
- Optional coil voltages and terminations.
- Cartridges are voltage interchangeable.
- Unitized, molded coil design.
- Industry common cavity.
- Manual override option.
- Optional waterproof E-Coils rated up to IP69K.
- Compact size.

### RATINGS

**Operating Pressure:** 207 bar (3000 psi)

**Effective Orifice Size:** 0.81 mm (0.032 in.)

**Internal Leakage:** 0.10 cc/minute (3 drops/minute) max. at 207 bar (3000 psi)

**Temperature:** -40 to 120°C with standard Buna seals

**Coil Duty Rating:** Continuous from 85% to 115% of nominal voltage

**Response Time:** First indication of change of state with 100% voltage supplied at 80% of nominal flow rating (② to ① direction):

Energized: 16 msec.; De-energized: 10 msec.

**Initial Coil Current Draw at 20°C:** Standard Coil: 1.2 amps at 12 VDC; 0.13 amps at 115 VAC (full wave rectified).

E-Coil: 1.4 amps at 12 VDC; 0.7 amps at 24 VDC

**Minimum Pull-in Voltage:** 85% of nominal at 207 bar (3000 psi)

**Filtration:** See page 9.010.1

**Fluids:** Mineral-based or synthetics with lubricating properties at viscosities of 7.4 to 420 cSt (50 to 2000 sus); See Temperature and Oil Viscosity, page 9.060.1

**Installation:** No restrictions; See page 9.020.1

**Cavity:** VC08-2; See page 9.108.1

**Cavity Tool:** CT08-2XX; See page 8.600.1

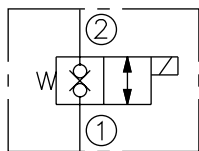
**Seal Kit:** SK08-2X-M; See page 8.650.1

**Coil Nut:** Part No. 7004400;

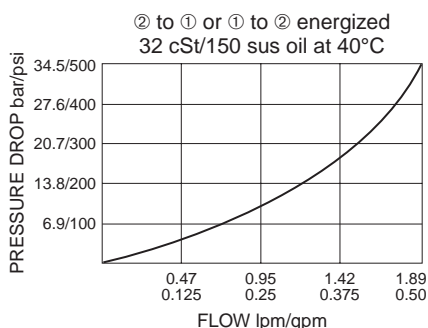
For E-coils manufactured prior to 1-1-04, see page 3.400.1 for coil nut info.

### SYMBOLS

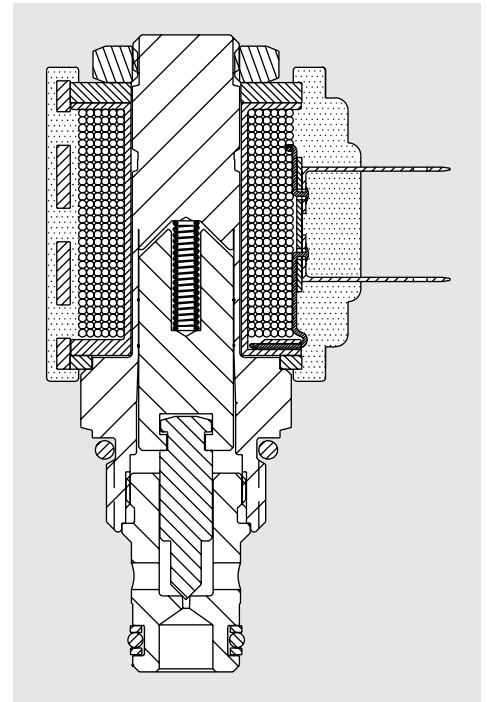
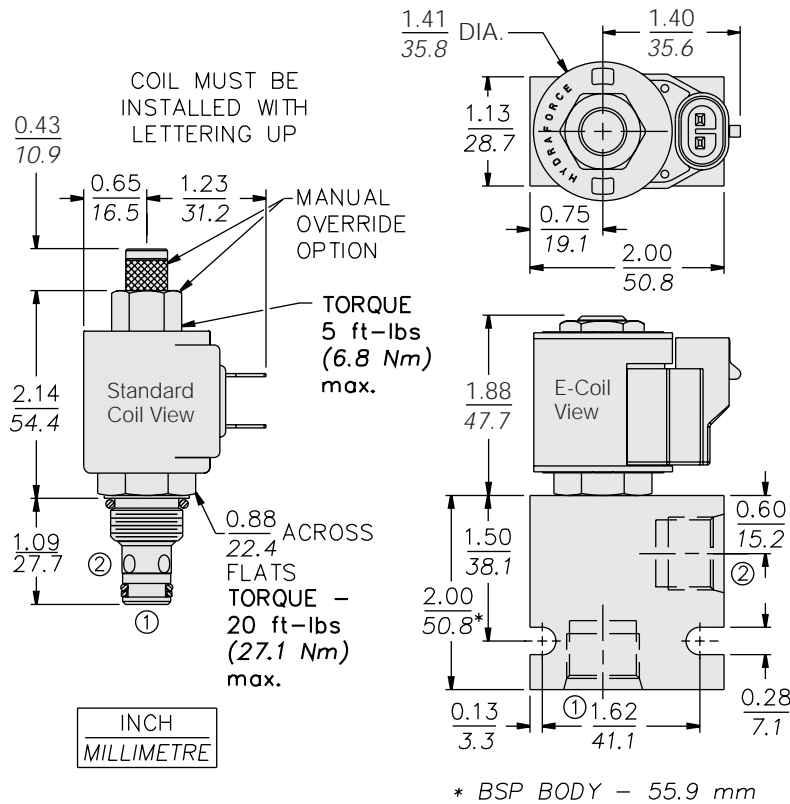
#### USAS/ISO:



### PERFORMANCE (Cartridge Only)



**DIMENSIONS**



**MATERIALS**

**Cartridge:** Weight: 0.09 kg. (0.20 lbs.); Steel with hardened work surfaces. Zinc-plated exposed surfaces; Buna N O-rings and back-ups standard.

**Standard Ported Body:** Weight: 0.16 kg. (0.35 lbs.); Anodized high-strength 6061 T6 aluminum alloy, rated to 207 bar (3000 psi); Ductile iron bodies available; dimensions may differ. See page 8.008.1

**Standard Coil:** Weight: 0.11 kg. (0.25 lbs.); Unitized thermoplastic encapsulated, Class H high temperature magnetwire. See page 3.200.1

**E-Coil:** Weight: 0.14 kg. (0.3 lbs.); Perfect wound, fully encapsulated with rugged external metal shell; Rated up to IP69K with integral connectors.

**Note:** See page 3.400.1 for all E-Coil retrofit applications.

**TO ORDER**

**SV08-26**

<b>Option</b>	<b>Voltage</b>	<b>Termination (VDC)</b>
None (Blank)	<b>Std. Coil</b>	<b>Std. Coil</b>
Screen <b>S</b>	<b>0</b> Less Coil**	<b>DS</b> Dual Spades
Manual Override <b>M</b>	<b>10</b> 10 VDC <sup>†</sup>	<b>DG</b> DIN 43650
	<b>12</b> 12 VDC	<b>DL</b> Leadwires (2)
	<b>24</b> 24 VDC	<b>DL/W</b> Leads w/Weatherpak <sup>®</sup> Connectors
<b>Porting</b>	<b>36</b> 36 VDC	<b>DR</b> Deutsch DT04-2P
Cartridge Only <b>0</b>	<b>48</b> 48 VDC	
SAE 4 <b>4T</b>	<b>24</b> 24 VAC	<b>Termination (VAC)</b>
SAE 6 <b>6T</b>	<b>115</b> 115 VAC	<b>Std. Coil</b>
1/4 in. BSP* <b>2B</b>	<b>230</b> 230 VAC	<b>AG</b> DIN 43650
3/8 in. BSP* <b>3B</b>		<b>AP</b> 1/2 in. Conduit
1/2 in. BSP* <b>4B</b>		<b>Termination (VDC)</b>
*BSP Body; U.K. Mfr. Only		<b>E-Coil</b>
<b>Seals</b>	<b>E-Coil</b>	<b>ER</b> Deutsch DT04-2P (IP69K Rated)
Buna N (Std.) <b>N</b>	<b>10</b> 10 VDC	<b>EY</b> Metri-Pack <sup>®</sup> 150 (IP69K Rated)
Fluorocarbon <b>V</b>	<b>12</b> 12 VDC	
	<b>20</b> 20 VDC	
	<b>24</b> 24 VDC	

\*\*Includes Std. Coil Nut  
<sup>†</sup> DS, DW or DL terminations only.

Coils with internal diode are available. Consult factory.